



Vivekanand Institute of Technology's

Padmabhushan Dr. Vasantdada Patil College of Architecture,

Address: 274/2, 275/2, 282, Aditya Nisarg, at post Pirangut, Tal. Mulshi, Dist. Pune-412115, Maharashtra.

Padmabhushan Dr. Vasantdada Patil
College of Architecture, Pune

PVP CoA, PUNE

Annual Quality Assurance Report (AQAR)

Criterion 2: Teaching Learning

Key Indicator: 2.7 Student Satisfaction Survey

Academic Year- 2023-2024

**Student Satisfaction Survey (SSS)
on overall institutional performance**



Annual Quality Assurance Report (AQAR)

This questionnaire has been designed by as per the format given by NAAC (National Assessment and Accreditation Council) for Vivekanand Institute of Technology's Padmabhushan Dr. Vasantdada Patil College of Architecture, Pune, to seek a feedback from students to upgrade the quality in higher education in the institute.

This survey was a genuine effort to gather feedback to improve the effectiveness of the experience for students in the institution for the academic year of 2023-24. The result of the survey is based on data received from **154 students** and is shown in the form of Pie chart below. **Average score of the student satisfaction Survey is 3.005 out of 4.**

Questions shared for Student satisfaction survey on Teaching Learning Process are -

1) How much of the syllabus was covered in the class?

a) 85 to 100% b) 70 to 84 % c) 55 to 69% d) 30 to 54% e) Below 30 %

2) How well did the teachers prepare for the classes?

a) Thoroughly b) Satisfactorily c) Poorly d) Indifferently e) Won't teach at all

3) How well were the teachers able to communicate?

a) Always effective b) Sometimes effective c) Just satisfactorily d) Generally ineffective e) Very poor communication

4) The teachers approach to teaching can best be described as

a) Excellent b) Very good c) Good d) Fair e) Poor

5) Fairness of the internal evaluation process by the teachers

a) Always fair b) Usually fair c) Sometimes unfair d) Usually unfair e) Unfair

6) Was your performance in assignments discussed with you?

a) Every time b) Usually c) Occasionally/ sometimes d) Rarely e) Never

7) Does the institute take active interest in promoting internship, field visit opportunities for students?

a) Regularly b) Often c) Sometimes d) Rarely e) Never

8) How teaching and mentoring process in your institution facilitates you in cognitive, social and emotional growth?

a) Significantly b) Very well c) Moderately d) Marginal e) Not at all

9) How does the institution provide multiple opportunities to learn and grow?

a) Strongly agree b) Agree c) Neutral d) Disagree e) Strongly disagree

10) Teachers inform you about your expected competencies, course outcomes and program outcomes.

a) Every time b) Usually c) Occasionally / sometimes d) Rarely e) Never



Annual Quality Assurance Report (AQAR)

11) Your mentor does a necessary follow-up with an assigned task to you.

a) Every time b) Usually c) Occasionally/Sometimes d) Rarely e) I don't have a mentor

12) How teachers illustrate the concepts through examples and applications?

a) Every time b) Usually c) Occasionally d) Rarely e) Never

13) How the teachers identify your strengths and encourage you with providing right level of challenges.

a) Fully b) Reasonably c) Partially d) Slightly e) Unable to

14) How Teachers are able to identify your weaknesses and help you to overcome them?

a) Every time b) Usually c) Sometimes d) Rarely e) Never

15) The institution makes efforts to engage students in the monitoring review and continuous quality improvement of the teaching learning process.

a) Strongly agree b) Agree c) Neutral d) Disagree e) Strongly disagree

16) The institute / teachers use student centric methods, such as experiential learning, participative learning and problem solving methodologies for enhancing learning experiences.

a) To a great extent b) Moderate c) Somewhat d) Very little e) Not at all

17) Teachers encourage you to participate in extracurricular activities.

a) Strongly agree b) Agree c) Neutral d) Disagree e) Strongly Disagree

18) Efforts are made by the institute / teachers to inculcate soft skills, life skills and employability skills to make you ready for the world of work.

a) To a great extent b) Moderate c) Somewhat d) Very little e) Not at all

19) What percentage of teachers use ICT tools such as LCD projector, multimedia, etc. while teaching?

a) Above 90% b) 70 to 89% c) 50 to 69% d) 30to 49% e) Below 29%

20) The overall quality of teaching-learning process in your institute is very good.

a) Strongly agree b) Agree c) Neutral d) Disagree e) Strongly Disagree

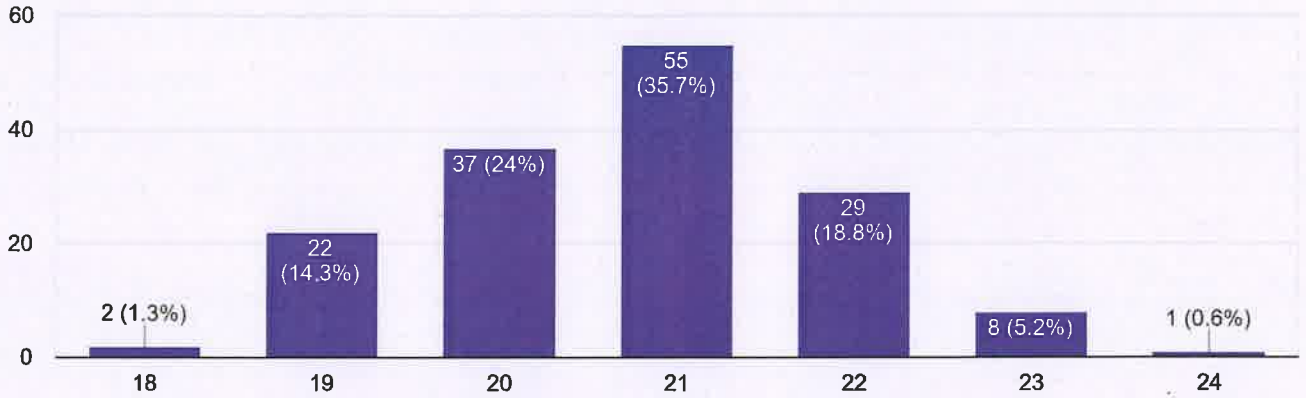




Annual Quality Assurance Report (AQAR)

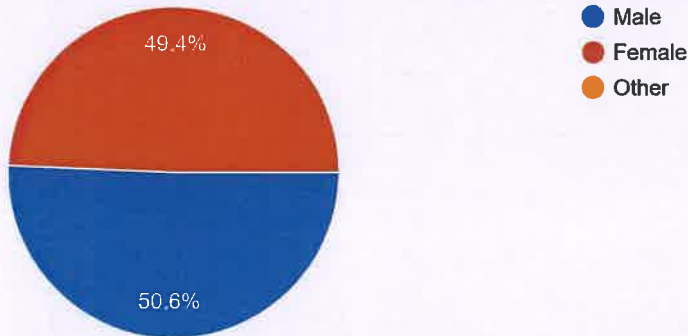
Age

154 responses



Gender

154 responses



What degree program are you pursuing now?

154 responses

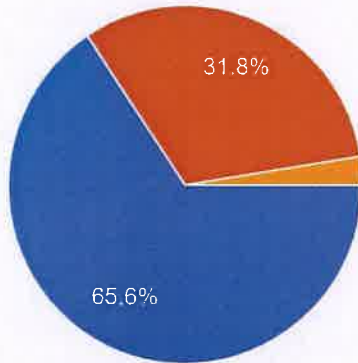




Annual Quality Assurance Report (AQAR)

How much of the syllabus was covered in the class?

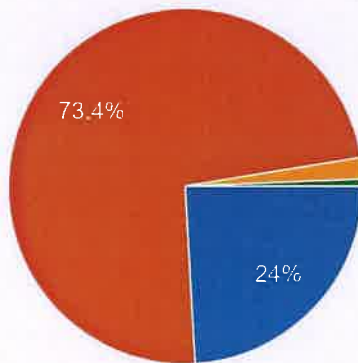
154 responses



- 85 - 100%
- 70 - 84%
- 55 - 69%
- 30 - 54%
- Below 30%

How well did the teachers prepare for the classes?

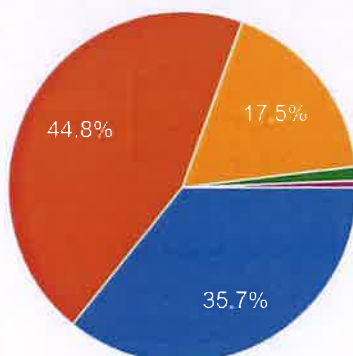
154 responses



- Thoroughly
- Satisfactorily
- Poorly
- Indifferently
- Won't teach at all

How well were the teachers able to communicate?

154 responses

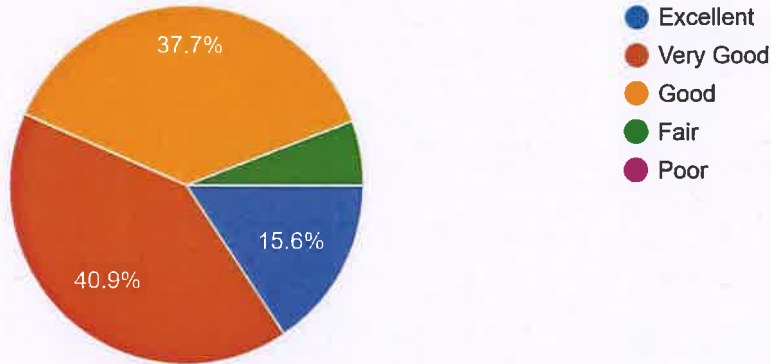


- Always effective
- Sometimes effective
- Jus Satisfactorily
- Generally ineffective
- Very Poor Communication

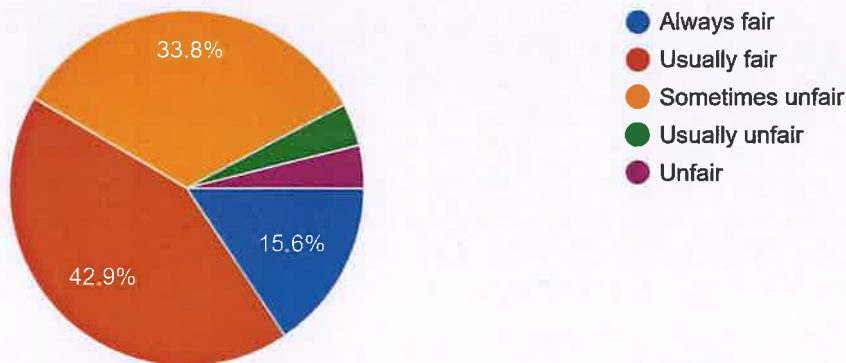


Annual Quality Assurance Report (AQAR)

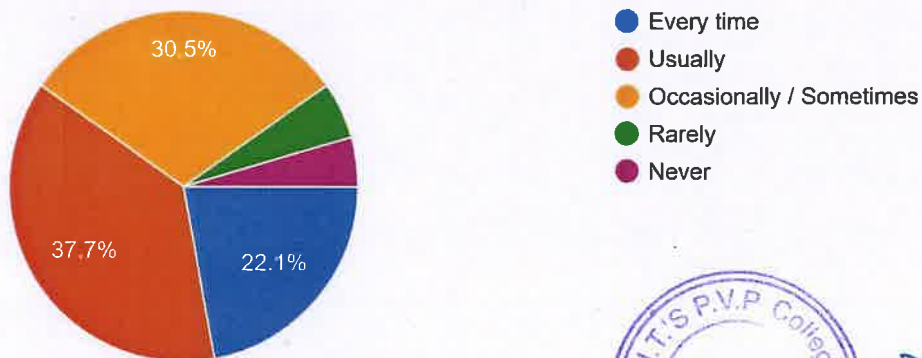
The teacher's approach to teaching can best be described as
 154 responses



Fairness of the internal evaluation process by the teachers.
 154 responses



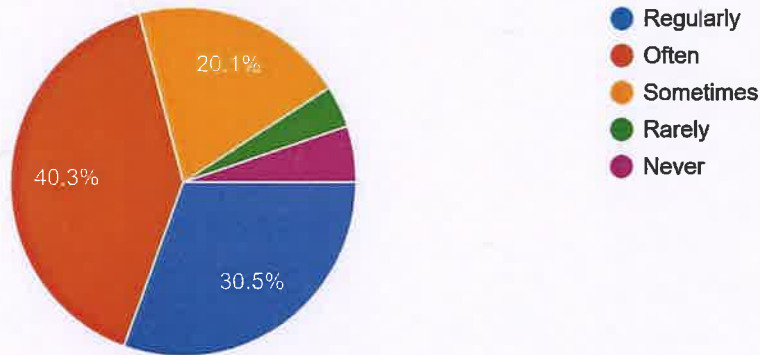
Was your performance in assignments discussed with you?
 154 responses



Annual Quality Assurance Report (AQAR)

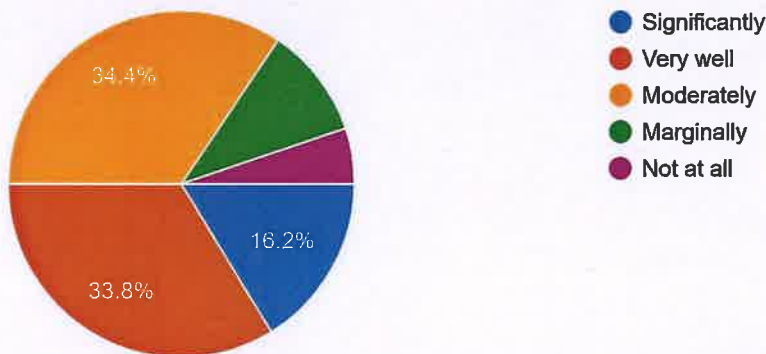
The institute takes active interest in promoting internship, student exchange, field visit opportunities for students.

154 responses



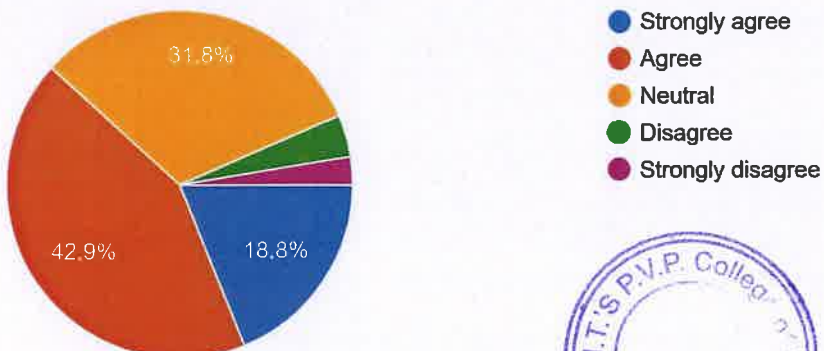
The teaching and mentoring process in your institution facilitates you in cognitive, social and emotional growth.

154 responses



The institution provides multiple opportunities to learn and grow.

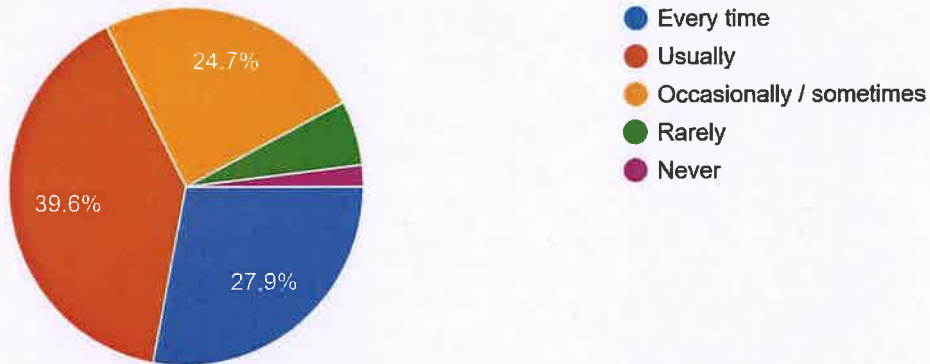
154 responses




Annual Quality Assurance Report (AQAR)

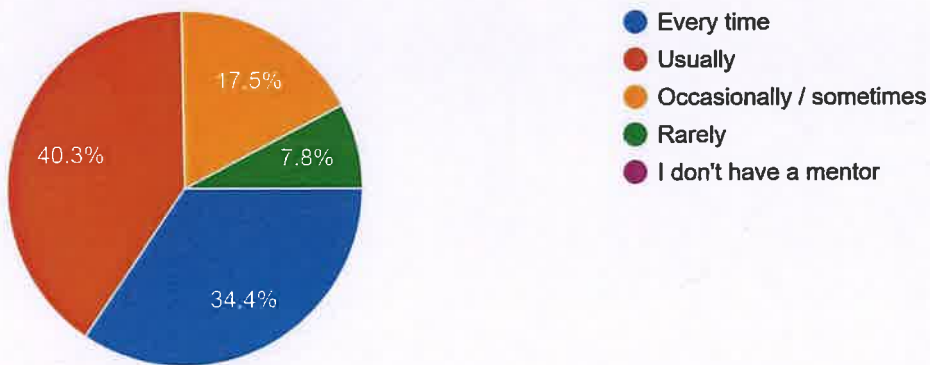
Teachers inform you about your expected competencies, course outcomes and programme outcomes.

154 responses



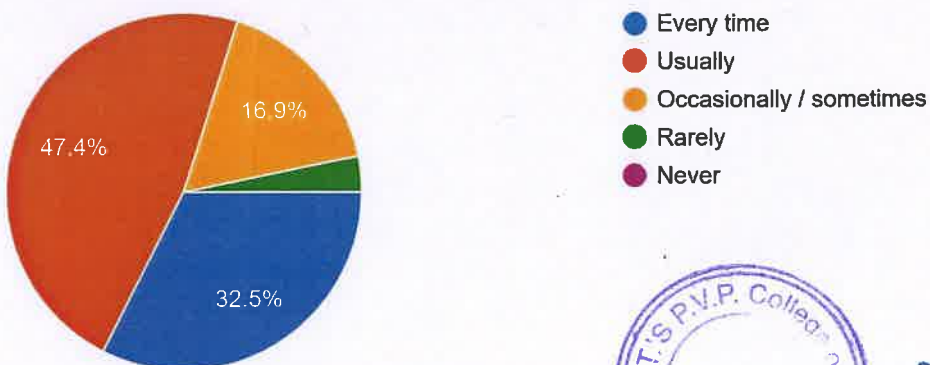
Your mentor does a necessary follow-up with an assigned task to you.

154 responses



The teachers illustrate the concepts through examples and applications.

154 responses

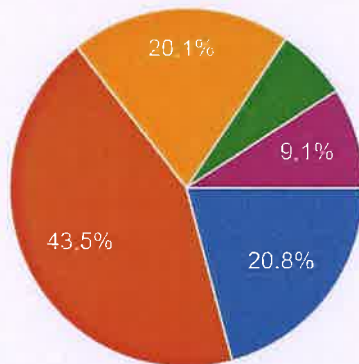




Annual Quality Assurance Report (AQAR)

The teachers identify your strengths and encourage you with providing right level of challenges.

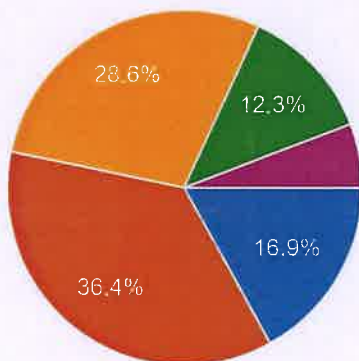
154 responses



- Fully
- Reasonably
- Partially
- Slightly
- Unable to

Teachers are able to identify your weaknesses and help you to overcome them.

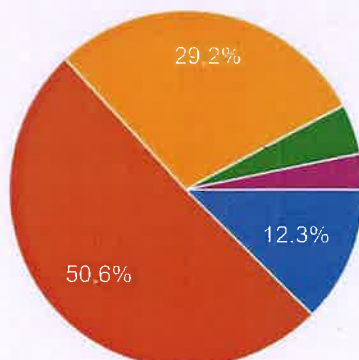
154 responses



- Every time
- Usually
- Occasionally / sometimes
- Rarely
- Never

The institution makes effort to engage students in the monitoring, review and continuous quality improvement of the teaching learning process.

154 responses



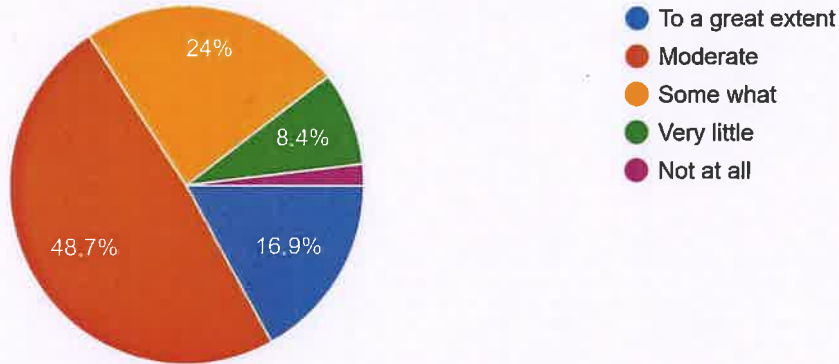
- Strongly agree
- Agree
- Neutral
- Disagree
- Strongly disagree



Annual Quality Assurance Report (AQAR)

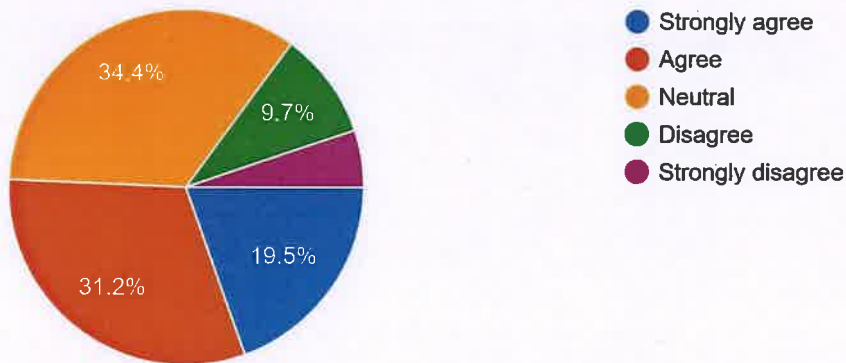
The institute/ teachers use student centric methods, such as experiential learning, participative learning and problem solving methodologies for enhancing learning experiences.

154 responses



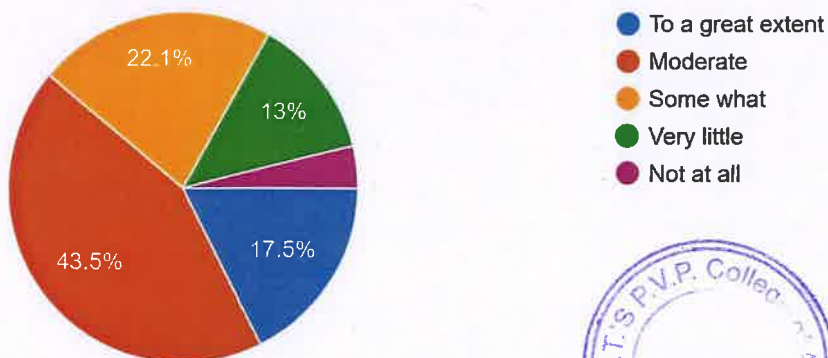
Teachers encourage you to participate in extracurricular activities.

154 responses



Efforts are made by the institute/ teachers to inculcate soft skills, life skills and employability skills to make you ready for the world of work.

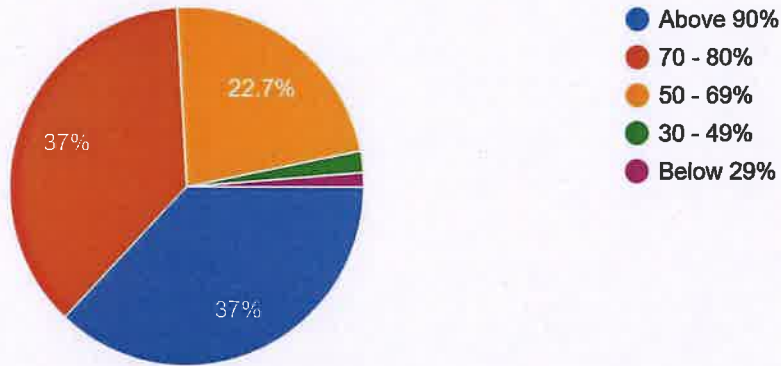
154 responses



Annual Quality Assurance Report (AQAR)

What percentage of teachers use ICT tools such as LCD projector, Multimedia, etc. while teaching.

154 responses



The overall quality of teaching-learning process in your institute is very good.

154 responses

